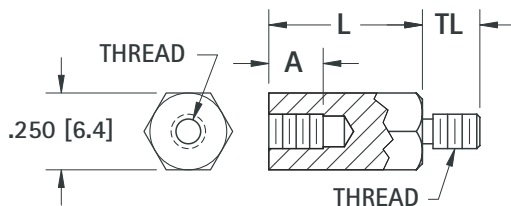


# MALE/FEMALE THREADED STANDOFFS



THREAD SIZE	TL EXTERNAL	A INTERNAL
4-40	.187 (4.7)	.250 (6.4)
6-32	.250 (6.4)	.375 (9.5)
8-32	.375 (9.5)	.375 (9.5)

**Application Note:**  
For PC/104 applications use length .600 (15.3) 4-40 Thread

CHOICE OF:		
<b>Stainless:</b> ASTM A581/A582	<b>Brass:</b> ASTM-B16 <b>Plating:</b> Nickel (QQ-N-290)	<b>Aluminum:</b> ASTM B211 <b>Plating:</b> Clear Iridite (Mil-C-5541)

4-40 THREAD			
L LENGTH	STAINLESS STEEL CAT NO.	BRASS CAT NO.	ALUMINUM CAT NO.
.250 (6.4)***	8712	8713	8714
.375 (9.5)	2087	7200	8400
.500 (12.7)	2088	1944	8401
.600 (15.3)*	5799	8799	6799
.625 (15.9)	2089	1945	8402
.750 (19.1)	2090	1946	8403
.875 (22.2)	2091	7201	8404
1.000 (25.4)	2092	1947	8405
1.125 (28.6)	2093	7202	8406
1.250 (31.8)	2094	1948	8407
1.375 (34.9)	2095	1949	8408
1.500 (38.1)	2096	1950	8409
1.625 (41.3)	2097	7203	8410
1.750 (44.5)	2098	7205	8411
2.000 (50.8)	2099	1951	8412

6-32 THREAD			
L LENGTH	STAINLESS STEEL CAT NO.	BRASS CAT NO.	ALUMINUM CAT NO.
.250 (6.4)***	8715	8716	8717
.375 (9.5)**	2119	7210	8413
.500 (12.7)	2120	1952	8414
.625 (15.9)	2121	1953	8415
.750 (19.1)	2122	1954	8416
.875 (22.2)	2123	7211	8417
1.000 (25.4)	2124	1644	8418
1.125 (28.6)	2125	7212	8419
1.250 (31.8)	2126	1955	8420
1.375 (34.9)	2127	1956	8421
1.500 (38.1)	2128	1645	8422
1.625 (41.3)	2129	7214	8423
1.750 (44.5)	2130	7215	8424
2.000 (50.8)	2131	1646	8425

8-32 THREAD			
L LENGTH	STAINLESS STEEL CAT NO.	BRASS CAT NO.	ALUMINUM CAT NO.
.250 (6.4)***	8731	8732	8733
.375 (9.5)**	2149	7220	8426
.500 (12.7)	2150	1957	8427
.625 (15.9)	2151	1958	8428
.750 (19.1)	2152	1959	8429
.875 (22.2)	2153	7221	8430
1.000 (25.4)	2154	1960	8431
1.125 (28.6)	2155	7222	8432
1.250 (31.8)	2156	1961	8433
1.375 (34.9)	2157	1962	8434
1.500 (38.1)	2158	1963	8435
1.625 (41.3)	2159	7224	8436
1.750 (44.5)	2160	7225	8437
2.000 (50.8)	2161	1964	8438
2.500 (63.5)	2180	1965	8439
3.000 (76.2)	2181	1966	8440

\*PC/104 Standard Length

\*\*\*Internal Thread .130 (3.3)/.150 (3.8) Deep

\*\* Internal Thread .250 (6.4) Deep

\*\*\* Internal Thread .130 (3.3)/.150 (3.8) Deep

\*\* Internal Thread .250 (6.4) Deep

\*\*\* Internal Thread .130 (3.3)/.150 (3.8) Deep

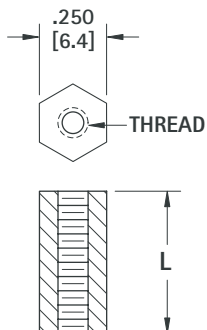
## THREADED NYLON STANDOFFS

MATERIAL: Nylon 6/6

FEMALE STANDOFFS  
UL RATED 94V-2



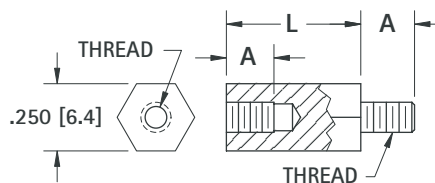
L LENGTH	THREAD SIZE		
	4-40 CAT. NO.	6-32 CAT. NO.	8-32 CAT. NO.
.250 (6.4)	1902A	1903A	1904A
.375 (9.5)	1902B	1903B	1904B
.500 (12.7)	1902C	1903C	1904C
.625 (15.8)	1902F	1903F	1904F
.750 (19.1)	1902D	1903D	1904D
.875 (22.2)	1902G	1903G	1904G
1.000 (25.4)	1902E	1903E	1904E



FLAME RETARDANT  
FEMALE STANDOFFS  
UL RATED 94V-0

L LENGTH	THREAD SIZE		
	4-40 CAT. NO.	6-32 CAT. NO.	8-32 CAT. NO.
.250 (6.4)	8440A	8441A	8442A
.375 (9.5)	8440B	8441B	8442B
.500 (12.7)	8440C	8441C	8442C
.625 (15.8)	8440D	8441D	8442D
.750 (19.1)	8440E	8441E	8442E
.875 (22.2)	8440F	8441F	8442F
1.000 (25.4)	8440G	8441G	8442G

MALE/FEMALE STANDOFFS  
UL RATED 94V-2



L LENGTH	THREAD SIZE		
	4-40 CAT. NO.	6-32 CAT. NO.	8-32 CAT. NO.
.250 (6.4)***	4800	4814	4828
.375 (9.5)	4801	4815	4829**
.500 (12.7)	4802	4816	4830
.600 (15.3)*	4799	-	-
.625 (15.9)	4803	4817	4831
.750 (19.1)	4804	4818	4832
.875 (22.2)	4805	4819	4833
1.000 (25.4)	4806	4820	4834
1.125 (28.6)	4807	4821	4835
1.250 (31.8)	4808	4822	4836
1.375 (34.9)	4809	4823	4837
1.500 (38.1)	4810	4824	4838
1.625 (41.3)	4811	4825	4839
1.750 (44.5)	4812	4826	4840
2.000 (50.8)	4813	4827	4841

\* PC/104 Standard Length

\*\* Internal Thread .250 (6.4) Deep

\*\*\* Internal Thread .130 (3.3)/.150 (3.8) Deep

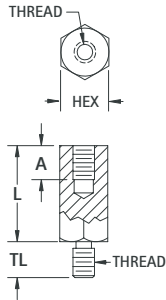
**Application Note:**  
For PC/104 applications use CAT. NO. 4799

THREAD SIZE	A
4-40	.187 (4.7)
6-32	.250 (6.4)
8-32	.375 (9.5)

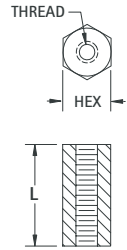
HEX MALE/FEMALE STANDOFFS

# METRIC STANDOFFS

MALE/FEMALE



FEMALE



THREAD SIZE	TL	A
M2.5	4.0	5.0
M3	8.0	8.0
M4	10.0	11.0

CHOICE OF:		
Stainless: ASTM A581/A582	Brass: ASTM-B16 Plating: Nickel (QQ-N-290)	Aluminum: ASTM B211 Plating: Clear Iridite (Mil-C-5541)

MALE/FEMALE			FEMALE			
STAINLESS CAT. NO.	BRASS CAT. NO.	ALUMINUM CAT. NO.	L	STAINLESS CAT. NO.	BRASS CAT. NO.	ALUMINUM CAT. NO.
<b>4.5 HEX DIA. (M2.5 THREAD)</b>						
—	—	—	5.0	24460	24380	24420
—	—	—	6.0	24461	24381	24421
—	—	—	8.0	24462	24382	24422
24283	24307	24331	10.0	24463	24383	24423
24284	24308	24332	12.0	24464	24384	24424
24285	24309	24333	15.0	24465	24385	24425
24286	24310	24334	18.0	24466	24386	24426
24287	24311	24335	20.0	24467	24387	24427
24288	24312	24336	25.0	24468	24388	24428
<b>5.0 HEX DIA. (M3 THREAD)</b>						
—	—	—	5.0	24470	24390	24430
—	—	—	6.0	24471	24391	24431
—	—	—	8.0	24472	24392	24432
24289	24313	24337	10.0	24473	24393	24433
24290	24314	24338	12.0	24474	24394	24434
24291	24315	24339	15.0	24475	24395	24435
24292	24316	24340	18.0	24476	24396	24436
24293	24317	24341	20.0	24477	24397	24437
24294	24318	24342	25.0	24478	24398	24438
<b>5.5 HEX DIA. (M3 THREAD)</b>						
—	—	—	5.0	24480	24400	24440
—	—	—	6.0	24481	24401	24441
—	—	—	8.0	24482	24402	24442
24295	24319	24343	10.0	24483	24403	24443
24296	24320	24344	12.0	24484	24404	24444
24297	24321	24345	15.0	24485	24405	24445
24298	24322	24346	18.0	24486	24406	24446
24299	24323	24347	20.0	24487	24407	24447
24300	24324	24348	25.0	24488	24408	24448
<b>6.0 HEX DIA. (M4 THREAD)</b>						
—	—	—	5.0	24490	24410	24450
—	—	—	6.0	24491	24411	24451
—	—	—	8.0	24492	24412	24452
24301**	24325**	24349**	10.0	24493	24413	24453
24302*	24326*	24350*	12.0	24494	24414	24454
24303	24327	24351	15.0	24495	24415	24455
24304	24328	24352	18.0	24496	24416	24456
24305	24329	24353	20.0	24497	24417	24457
24306	24330	24354	25.0	24498	24418	24458

\* Internal Thread: 8.0mm deep \*\* Internal Thread: 6.0mm deep

Note: Female standoffs longer than 19mm are tapped from both ends

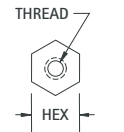
# METRIC NYLON STANDOFFS

Material: Nylon: 6/6, UL Rated 94V-2

MALE/FEMALE



FEMALE



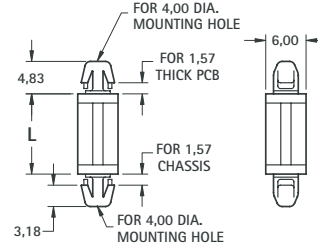
THREAD SIZE	A
M3	8.0
M4	9.5

MALE/FEMALE CAT. NO.	L	FEMALE CAT. NO.
<b>5.0 HEX (M3 THREAD)</b>		
—	6.0	25508
—	8.0	25509
25501	10.0	25510
25502	12.0	25511
25503	15.0	25512
25504	18.0	25513
25505	20.0	25514
25506	25.0	25515
<b>6.0 HEX (M4 THREAD)</b>		
—	6.0	25528
—	8.0	25529
25521	10.0	25530
25522	12.0	25531
25523	15.0	25532
25524	18.0	25533
25525	20.0	25534
25526	25.0	25535

Note: Female standoffs longer than 19mm are tapped from both ends

# METRIC NYLON LOCK-IN SUPPORT

- One end locks into chassis, the other end locks into the PC Board.

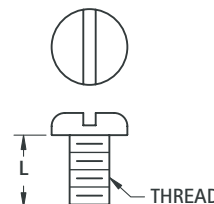


CAT. NO.	L DIM
8843	3.0
8844	4.0
8845	6.0
8846	8.0
8847	10.0
8848	12.0
8849	14.0
8850	16.0
8851	18.0

Material: Nylon 6/6, UL Rated 94V-0

# METRIC SCREWS

Choice of: Steel, Zinc Plate • Nylon: 6/6, UL Rated 94V-2



STEEL CAT. NO.	L	NYLON 6/6 CAT. NO.
<b>M2.5 THREAD</b>		
29301	6.00	29331
29304	12.00	29334
29306	16.00	29336
<b>M3 THREAD</b>		
29311	6.00	29341
29314	12.00	29344
29316	16.00	29346
29318	25.00	29348
<b>M4 THREAD</b>		
29321	6.00	29351
29324	12.00	29354
29326	16.00	29356
29328	25.00	29358